

# LoCloud

LoCloud Collections – digitalna knjižnica  
spremna u dvije minute

Sara Vukušić  
Gradska knjižnica Rijeka



LoCloud is funded by the  
European Commission's ICT Policy Support Programme





## LoCloud projekt

- LoCloud - lokalni sadržaj u Europeaninom oblaku
- mreža najboljih praksi koju sufinancira Europska komisija pod programom CIP ICT-PSP
- trajanje projekta: od 2013. do 2016. godine
- konzorcij od 32 partnera iz 26 europskih država - tehnički partneri, ministarstva, nacionalne i regionalne organizacije s područja arhiva, knjižnica, muzeja, ustanove koje se bave čuvanjem kulturnog nasljeđa



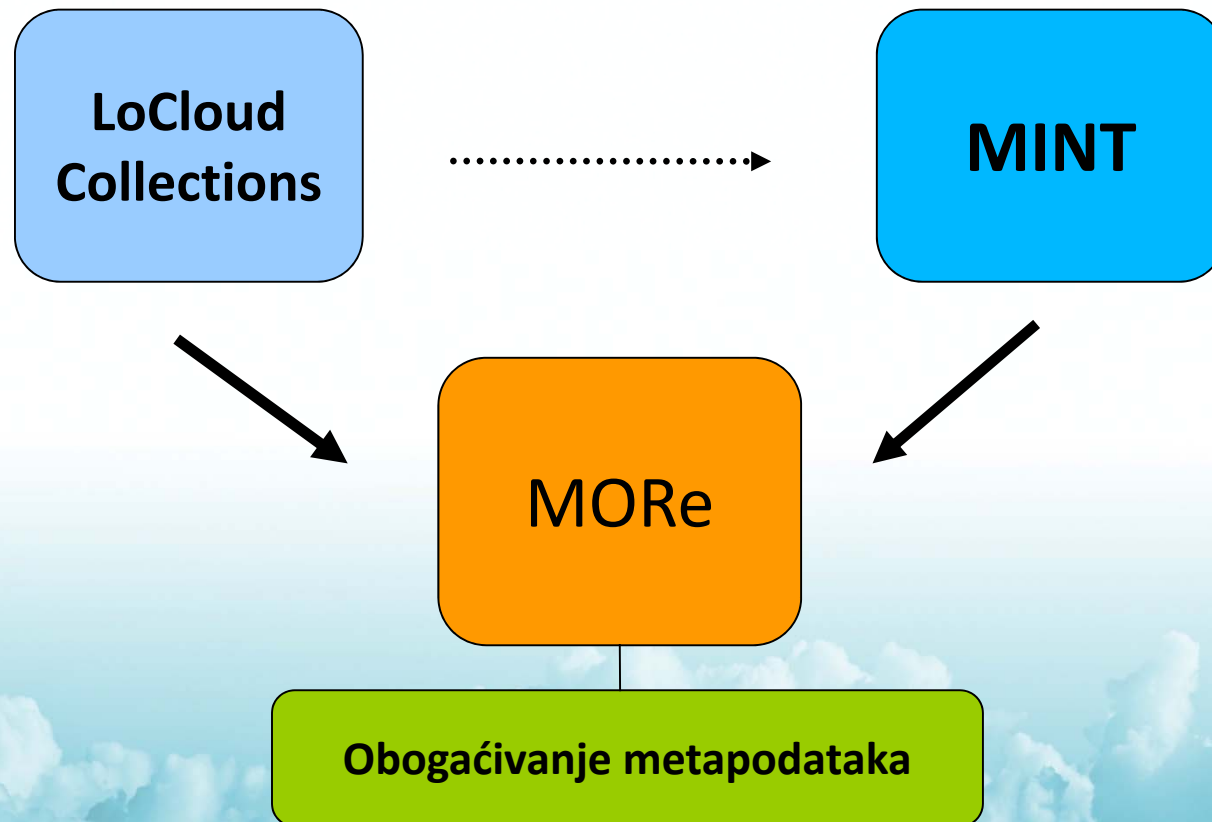
## LoCloud projekt

Ciljevi projekta:

- dodavanje sadržaja Europeani
- podrška institucijama lokalne kulturne baštine
- infrastruktura za agregaciju i pobiranje metapodataka
- mikrousluge za obogaćivanje metapodataka



Razvijene usluge i infrastruktura:

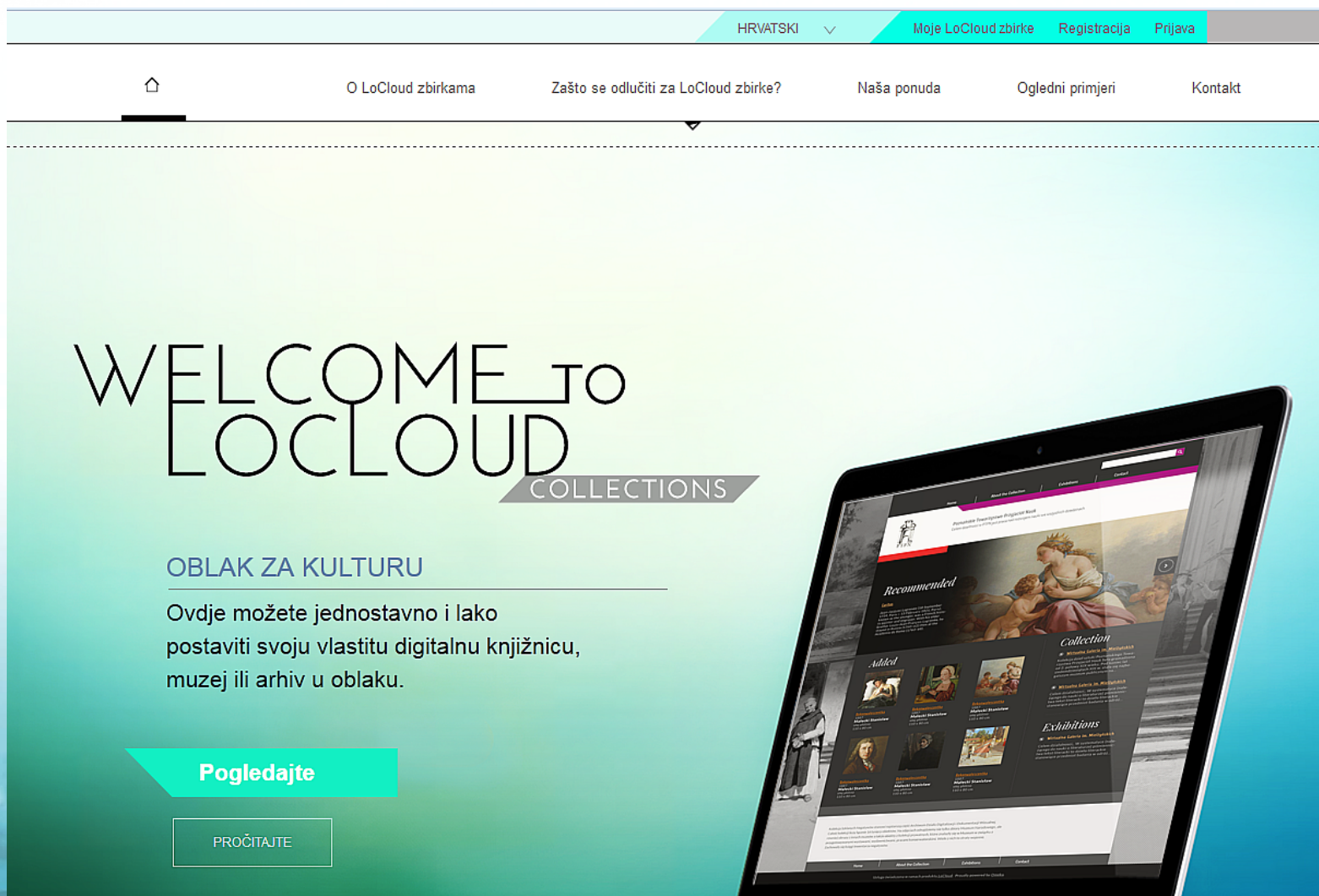






# LoCloud Collections

<http://locloudhosting.net>





## LoCloud Collections

- nude malim kulturnim ustanovama mogućnost jednostavnog objavljivanja digitalnih zbirki na internetu
- koriste prednosti tehnologija u oblaku
- Software as a service – softver kao usluga



Kome su namijenjene LoCloud zbirke?

- malim i srednje velikim baštinskim ustanovama koje nemaju IT podršku
- ustanovama s već postojećim repozitorijem, koje traže način da smanje troškove
- pojedincima koji nemaju znanja o standardima digitalnih knjižnica, ali žele upravljati svojim digitalnim zbirkama
- velikim organizacijama (agregatori domene, nacionalne mreže za istraživanje i obrazovanje)
- krajnjim korisnicima koje zanima lokalno nasljeđe i koji žele intuitivno korisničko sučelje



## LoCloud Collections

- jednostavna registracija i aktivacija korisničkog računa u sustavu LoCloud Collections (e-mail i lozinka)

A screenshot of a registration form for LoCloud Collections. The form is displayed on a grey background with a white 'X' icon in the top right corner. The title "LOCLOUD ZBIRKE" is centered, with the subtitle "REGISTRIRAJTE SE" below it. There are three input fields, each with a red asterisk on the left: "E-mail", "Lozinka", and "Ponovite lozinku". Below the fields is a red button with the text "Napravite novi račun".





# LoCloud Collections

Kreiranje digitalne knjižnice:

- naziv
- korisničko ime i lozinka administratora

-odabir poddomene

- financijski plan

STVORITE SUSTAV DIGITALNIH ZBIRKI

Unesite ime vašeg sustava

Ime sustava digitalnih zbirki

Unesite korisničko ime za upravljanje vašim sustavom

admin

Unesite lozinku

Lozinka

Ponovite lozinku

Ponovite lozinku

Želim sljedeću pod-domenu u locloudhosting.net

http:// Domena sustava digitalnih zbirki .loccloudhosting.net

Izaberite financijski plan s donjeg popisa:

Size	<b>S</b>	Do 500 MB prostora za pohranu	BESPLATNO
Size	<b>M</b>	Do 1 GB prostora za pohranu	BESPLATNO DO PROSNICA 2015*
Size	<b>L</b>	Do 2 GB prostora za pohranu	BESPLATNO DO PROSNICA 2015*
Size	<b>XL</b>	Do 5 GB prostora za pohranu	BESPLATNO DO PROSNICA 2015*

\* Kliknite ovdje za više informacija  
Izaberite financijski plan: —

Stvorite novi sustav digitalnih zbirki! >



## LoCloud Collections

IZABERITE FINANCIJSKI PLAN S DONJEG POPISA:

Size	<b>S</b>	Do 500 MB prostora za pohranu	BESPLATNO
Size	<b>M</b>	Do 1 GB prostora za pohranu	BESPLATNO DO PROSNICA 2015*
Size	<b>L</b>	Do 2 GB prostora za pohranu	BESPLATNO DO PROSNICA 2015*
Size	<b>XL</b>	Do 5 GB prostora za pohranu	BESPLATNO DO PROSNICA 2015*

\* Kliknite ovdje za više informacija

[Odustani](#) [Pohrani](#)

- financijski plan – plaćanje po količini korištenog prostora za pohranu građe – od 500 MB do 5 GB prostora

- skalabilnost - mogućnost nadogradnje kada se količina građe poveća



DETALJI KORISNIČKOG RAČUNA

POSTAVKE RAČUNA

PLAĆANJE

E-mail

sara.vukusic@gkri.hr

## Vaši sustavi digitalnih zbirki

## Vaši sustavi digitalnih zbirki

Ime	URL	Ponuda	Veličina prostora za pohranu podataka
Testna knjižnica <a href="#">detalji</a>	http://sara.locloudhosting.net/	S ⓘ	0.00 / 500 [MB]
Moja digitalna knjižnica <a href="#">detalji</a>	http://mdk.locloudhosting.net/	S ⓘ	0.00 / 500 [MB]

Stvori novi sustav digitalnih zbirki

Moja digitalna knjižnica

< Natrag

VIŠE O SUSTAVU DIGITALNIH ZBIRKI

## OSNOVNE INFORMACIJE

Osnovni sustav	omeka
Adresa javnog mrežnog mjesta	<a href="http://mdk.locloudhosting.net/">http://mdk.locloudhosting.net/</a>
Administracijsko sučelje sustava digitalnih zbirki	<a href="http://mdk.locloudhosting.net/admin/">http://mdk.locloudhosting.net/admin/</a>

- korisničko sučelje:

<http://poddomena.locloudhosting.net>

- upravljačko sučelje:

<http://poddomena.locloudhosting.net/admin>

# Moja digitalna knjižnica

» Browse Items

## Recently Added Items

» Browse Collections

No recent items available.

» Map

[View All Items](#)

» Collection Tree

» Browse Exhibits

» About

**Search** +

Proudly powered by [Omeka](#).

# Omeka

Dashboard

## Dashboard

**Search**

0 0 0 16 1 Thanks, Roy 0  
*items collections tags plugins users theme exhibits*

### Recent Items

[Add a new item](#)

### Recent Collections

[Add a new collection](#)

### OAI-PMH Repository

Harvester can access metadata from this site  
<https://mdk.locloudhosting.net/oai-pmh-repository/request>

Items

Collections

Item Types

Tags

Map

Collection Tree

CSV Import

Embedded Items

Exhibits

Simple Pages

Simple Vocab



Digitalne knjižnice stvorene u sustavu LoCloud Collections temelje se na softveru otvorenog koda - Omeka

- višejezična
- više zbirki ili više digitalnih knjižnica
- podržava više formata datoteka (jpeg, pdf, mp3...)
- koristi Dublin Core shemu metapodataka

- Dashboard
- Items
- Collections
- Item Types
- Tags
- Map
- Collection Tree
- CSV Import
- Embedded Items
- Exhibits
- Simple Pages
- Simple Vocab

# Add an Item

 Search

- Dublin Core
- Item Type Metadata
- Files
- Tags
- Map

## Dublin Core

The Dublin Core metadata element set is common to all Omeka records, including items, files, and collections. For more information see, <http://dublincore.org/documents/dces/>.

Add Item

Public:  Featured:

### Collection

Select Below

**Title** A name given to the resource

Add Input

Use HTML

**Subject** The topic of the resource

Add Input

Use HTML

- upravljanje korisnicima (super, admin, contributor, researcher)

Browse Users (4 total)

Usernames  Real names  Email addresses

Username ↕	Real Name ↕	Email ↕	Role ↕
sara Edit	admin	sara.vukusic@gkri.hr	Super
suradnik Edit · Delete	Suradnik	svevid@gkri.hr	Contributor
admin Edit · Delete	admin	vukusic.sara@gmail.com	Admin
istrazivac Edit · Delete	istraživač	periodika@gkri.hr	Researcher





Omeka

- prilagodljiv izgled
- korisničkog sučelja
- 4 teme

The screenshot shows the Omeka 'Appearance' page. At the top, there is a navigation bar with 'Moja digitalna knjižnica' on the left and 'Plugins Appearance Users Settings Welcome, admin' on the right. A search bar is located on the far right. Below the navigation bar is a sidebar menu with the following items: Dashboard, Items, Collections, Item Types, Tags, Map, Collection Tree, CSV Import, Embedded Items, Exhibits, Simple Pages, and Simple Vocab. The main content area is titled 'Appearance' and has three tabs: 'Themes' (selected), 'Navigation', and 'Settings'. Under the 'Themes' tab, there is a preview of the 'Thanks, Roy' theme, which features a search bar and a list of items. Below the preview is a 'Configure Theme' button. To the right of the preview, there is a 'Current Theme' section for 'Thanks, Roy' by Roy Rosenzweig Center for History and New Media. It includes a description: 'A tribute to Roy Rosenzweig, with updated typography, responsive styles.' and a 'Get support' link. Below this section, there is a link to 'Add new themes by downloading them from the Omeka Theme Directory, or design your own!'. At the bottom, there are three theme cards: 'BEEP BOOP' (with a 'Use this theme' button), 'Berlin' (by Roy Rosenzweig Center for History and New Media), 'loMonk' (by LoCloud), and 'Seasons' (by Roy Rosenzweig Center for History and New Media).

- proširena funkcionalnost kroz unaprijed instalirane dodatke (plugins)
- Geolocation, Hide elements, Dublin Core Extended, Simple Pages, Simple Vocab, Search by metadata, OAI-PHM Repository, Embed Codes...
- prilagodljive postavke dodataka





## Map

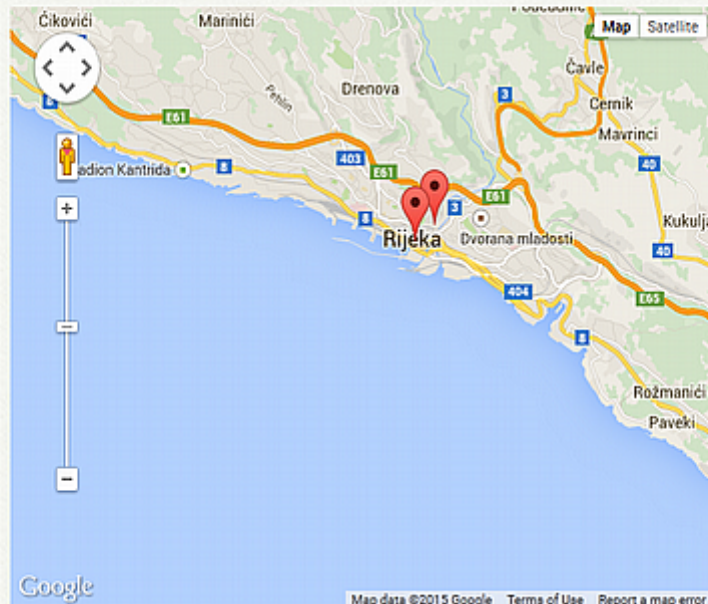
- dodavanje

lokacije na karti

Moja digitalna knjižnica Plugins Appearance Users Settings Welcome, admin Log Out

Dashboard  
Items  
Collections  
Item Types  
Tags  
**Map**  
Collection Tree  
CSV Import  
Embedded Items  
Exhibits  
Simple Pages  
Simple Vocab

### Browse Items on the Map (3 total)



**Find An Item on the Map**

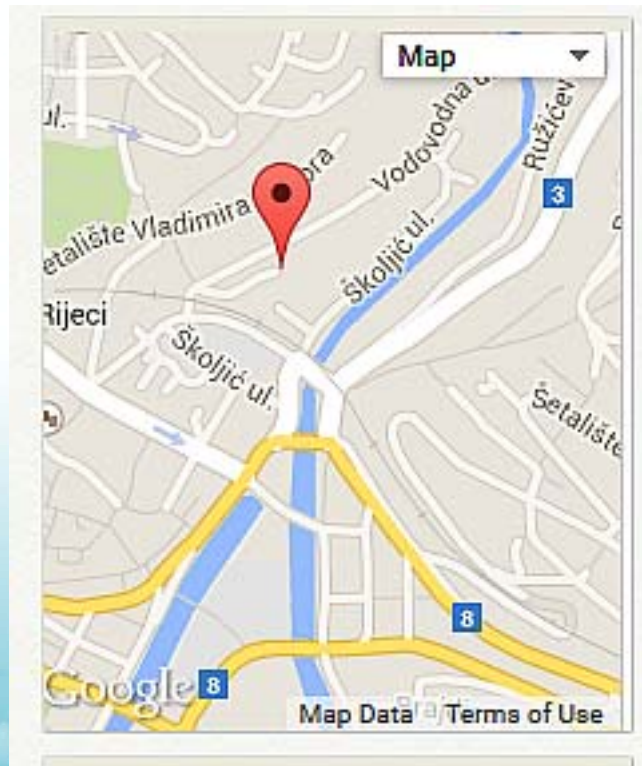
- Fiume - Piazza Giuseppe Verdi e teatro
- Fiume - Torre Civica
- Fiume. Scoglietto.

Search for Keywords

Narrow by Specific Fields

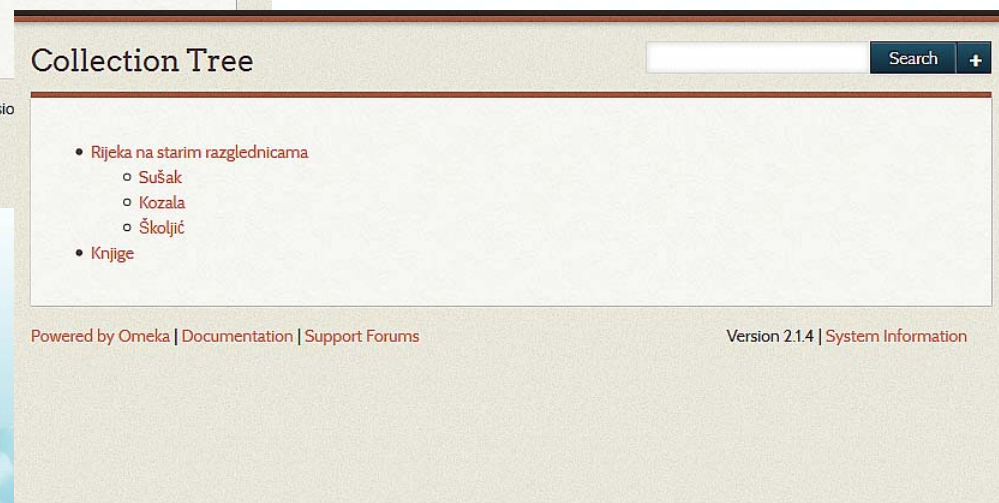
Search by a range of ID#s [example: 1-4,

- Geolocation to DC field - lokaciju koju korisnik doda na kartu automatski prevodi u koordinate u DC polju Prostorni obuhvat (Spatial Coverage)



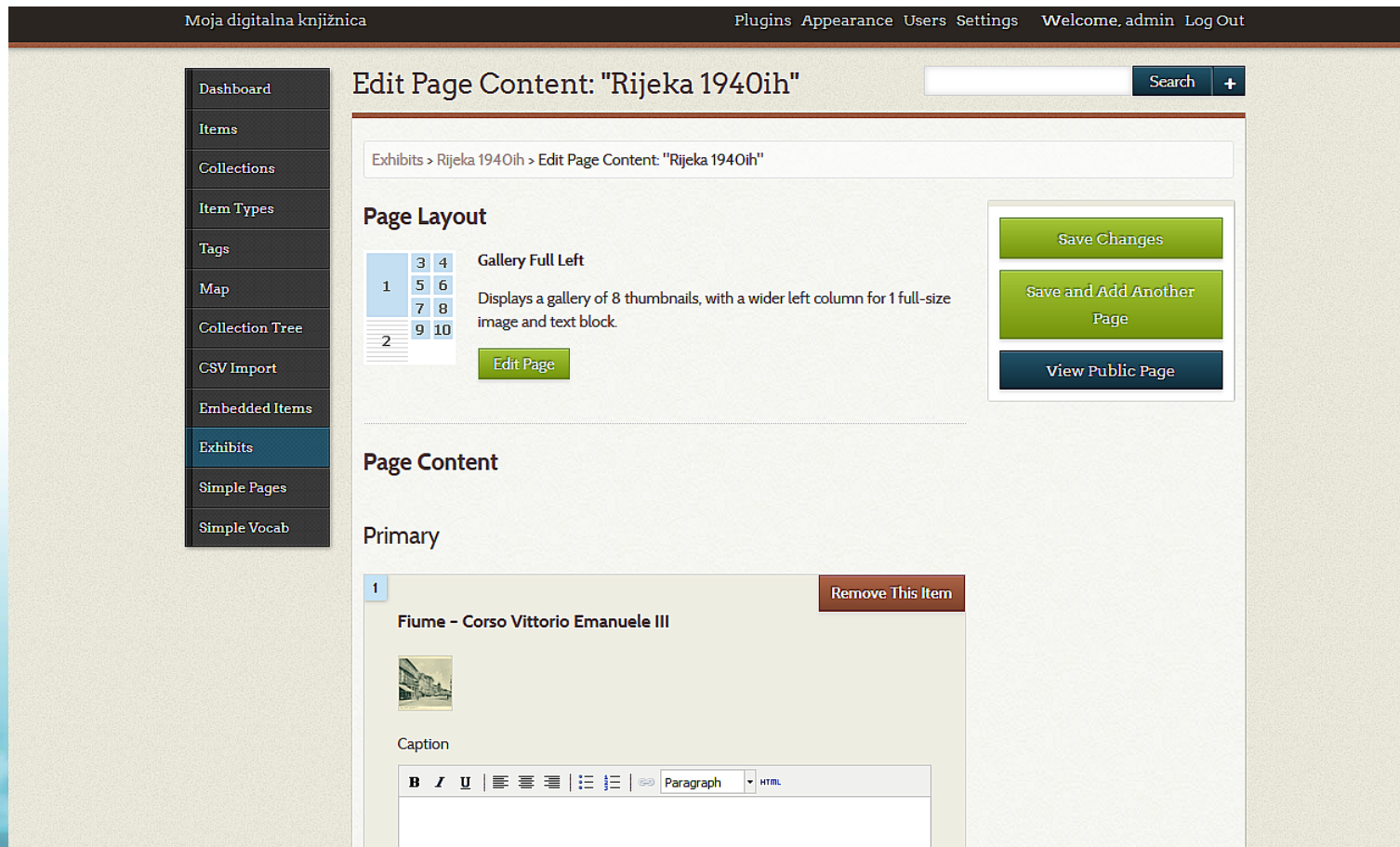
Coverage	Rijeka
Spatial Coverage	Place: Školjić, Rijeka Latitude: 45.32939409999999 Longitude: 14.448090299999999

- organizacija zbirki u hijerarhiju – Collection Tree plugin

A screenshot of the "Add a Collection" form in the Omeka interface. The form has a search bar at the top right. Below the search bar, there are two tabs: "Dublin Core" and "Parent Collection", with "Parent Collection" being the active tab. Under the "Parent Collection" tab, there is a section titled "Parent Collection" with a sub-section "Select a Parent Collection". A dropdown menu is set to "No parent collection". To the right of the dropdown, there is a green "Add Collection" button and two checkboxes labeled "Public" and "Featured". A note states: "A collection cannot be a parent to itself, nor can it be assigned to a collection in its descendant tree." At the bottom left, it says "Powered by Omeka | Documentation | Support Forums".A screenshot of the "Collection Tree" view in the Omeka interface. It features a search bar at the top right. The main content area displays a hierarchical tree structure of collections. The root collection is "Rijeka na starim razglednicama", which has three sub-collections: "Sušak", "Kozala", and "Školjić". Below these is another root collection "Knjige". At the bottom left, it says "Powered by Omeka | Documentation | Support Forums". At the bottom right, it says "Version 2.1.4 | System Information".

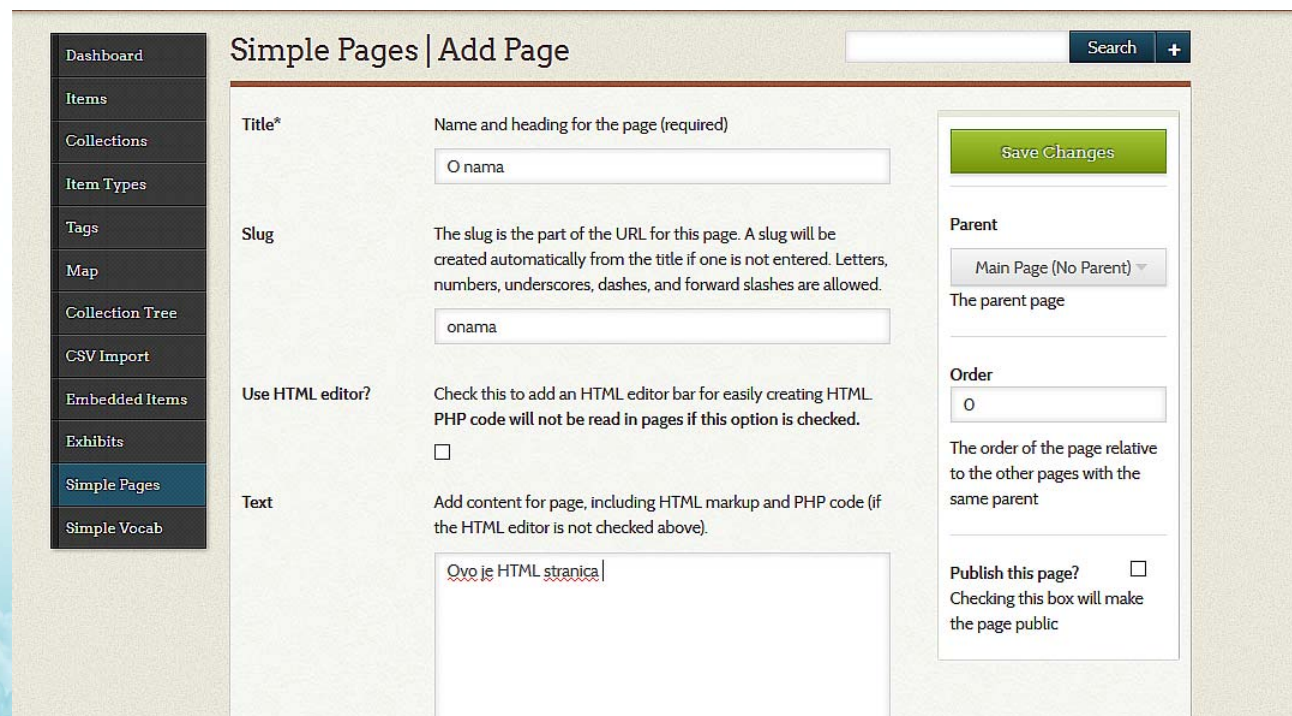


# Exhibits – digitalne izložbe



The screenshot shows the Omeka administration interface for editing a page. The top navigation bar includes 'Moja digitalna knjižnica', 'Plugins Appearance Users Settings', and 'Welcome, admin Log Out'. A left sidebar contains a menu with options like 'Dashboard', 'Items', 'Collections', 'Item Types', 'Tags', 'Map', 'Collection Tree', 'CSV Import', 'Embedded Items', 'Exhibits', 'Simple Pages', and 'Simple Vocab'. The main content area is titled 'Edit Page Content: "Rijeka 1940ih"' and features a search bar. Below the title, a breadcrumb trail reads 'Exhibits > Rijeka 1940ih > Edit Page Content: "Rijeka 1940ih"'. The 'Page Layout' section shows a grid of 10 thumbnails, with the first one selected. A description for the 'Gallery Full Left' layout states: 'Displays a gallery of 8 thumbnails, with a wider left column for 1 full-size image and text block.' An 'Edit Page' button is located below the grid. To the right, three buttons are stacked: 'Save Changes', 'Save and Add Another Page', and 'View Public Page'. The 'Page Content' section is titled 'Primary' and contains a single item with the title 'Fiume - Corso Vittorio Emanuele III'. The item includes a small image and a 'Caption' field. A 'Remove This Item' button is positioned to the right of the item. A rich text editor is visible at the bottom of the page content area, with a 'Paragraph' dropdown menu and an 'HTML' toggle.

- Simple Pages – kreiranje jednostavnih HTML stranica (npr. O nama, Novosti...)



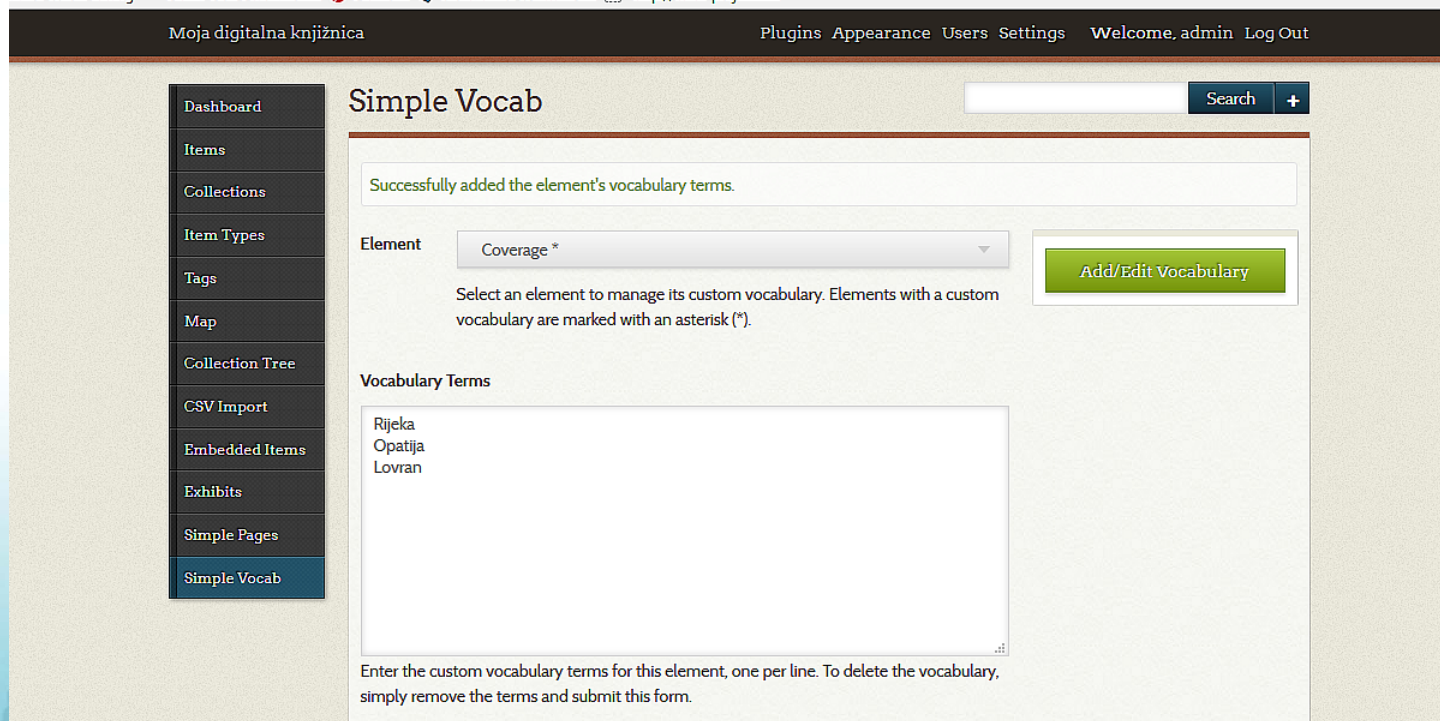
The screenshot shows the 'Simple Pages | Add Page' interface. On the left is a navigation sidebar with options: Dashboard, Items, Collections, Item Types, Tags, Map, Collection Tree, CSV Import, Embedded Items, Exhibits, Simple Pages (highlighted), and Simple Vocab. The main content area has a search bar and a 'Search +' button. The form fields are as follows:

- Title\***: Name and heading for the page (required). Input: O nama
- Slug**: The slug is the part of the URL for this page. A slug will be created automatically from the title if one is not entered. Letters, numbers, underscores, dashes, and forward slashes are allowed. Input: onama
- Use HTML editor?**: Check this to add an HTML editor bar for easily creating HTML. PHP code will not be read in pages if this option is checked.
- Text**: Add content for page, including HTML markup and PHP code (if the HTML editor is not checked above). Input: Ovo je HTML stranica
- Parent**: Main Page (No Parent) (dropdown menu). The parent page
- Order**: 0 (input field). The order of the page relative to the other pages with the same parent
- Publish this page?** . Checking this box will make the page public

A green 'Save Changes' button is located at the top right of the form area.



- Simple Vocab – jednostavno kreiranje kontroliranog rječnika za odabrana DC polja



The screenshot shows the Omeka Simple Vocab interface. At the top, there is a navigation bar with the text "Moja digitalna knjižnica" on the left and "Plugins Appearance Users Settings Welcome, admin Log Out" on the right. A search bar is located in the top right corner.

On the left side, there is a vertical sidebar menu with the following items: Dashboard, Items, Collections, Item Types, Tags, Map, Collection Tree, CSV Import, Embedded Items, Exhibits, Simple Pages, and Simple Vocab (which is highlighted).

The main content area is titled "Simple Vocab" and contains a message: "Successfully added the element's vocabulary terms." Below this message, there is a dropdown menu labeled "Element" with "Coverage \*" selected. To the right of the dropdown is a green button labeled "Add/Edit Vocabulary".

Below the dropdown menu, there is a text instruction: "Select an element to manage its custom vocabulary. Elements with a custom vocabulary are marked with an asterisk (\*)."

Underneath, there is a section titled "Vocabulary Terms" with a text area containing the following terms: Rijeka, Opatija, and Lovran.

At the bottom of the interface, there is a text instruction: "Enter the custom vocabulary terms for this element, one per line. To delete the vocabulary, simply remove the terms and submit this form."

- CSV import plugin
- uvoz metapodataka putem CSV datoteke
  - skupno dodavanje metapodataka

Moja digitalna knjižnica Plugins Appearance Users Settings

- Dashboard
- Items
- Collections
- Item Types
- Tags
- Map
- Collection Tree
- CSV Import
- Embedded Items
- Exhibits
- Simple Pages
- Simple Vocab

## CSV Import

Import Items Status

### Step 2: Map Columns To Elements, Tags, or Files

	Example from CSV File	Map To Element
Naslov	"Fiume - Piazza Giuseppe Verdi e teatro"	Select Below ▼
Alternativni naslov 1	""	Select Below ▼
Alternativni naslov 2	""	Select Below ▼
Tema	"Rijeka na starim razglednicama"	Select Below ▼
Opis	"Rijeka - Trg Giuseppea Verdija i kazalište." "	Select Below ▼
Stvaratelj	""	Select Below ▼
Izvor	"Verena Tibljaš"	Select Below ▼
Nakladnik	"Edizione G.P. - Fiume"	Select Below ▼

- OAI-PMH izvoz metapodataka

### OAI-PMH Repository

Harvester can access metadata from this site

<https://mdk.locloudhosting.net/oai-pmh-repository/request>

Open Archives Initiative Protocol for Metadata Harvesting – protokol za komunikaciju između digitalnog repozitorija i harvesterera

- napredne statistike korištenja - softver za mrežnu analizu Piwik
- osigurana vidljivost u tražilicama
- kompatibilnost s Europeanom
- otvorenost – preuzimanje sadržaja zbirke u slučaju napuštanja LoCloud Collections sustava

NAPREDNI POSTUPCI

AGREGATOR MORE

OSIGURAJTE NEPOSREDAN PRISTUP  
SADRŽAJU.

IZBRIŠI SVE





## Korisnička potpora

- korisnička potpora putem portala LoCloud support

<http://support.locloud.eu>



The screenshot shows the LoCloud Collections website interface. At the top right, there is a user navigation bar with the text "Welcome, admin", "Omeka Admin", and "Log Out". Below this is a language selection bar with "EN / PL / DE" and a search bar with a magnifying glass icon and the text "ADVANCED SEARCH (ITEMS ONLY)". A main navigation menu contains the following items: "Browse Items", "Browse Collections", "Map", "Collection Tree", "Browse Exhibits", and "About". The "Browse Collections" item is highlighted with a pink bar.

The main content area features a white header with the text "Moja digitalna knjižnica". Below this is a featured item section with a pink bar on the left. The section is titled "Featured Item" and contains the following text:

*Fiume - Palazzo del Governo*

Rijeka - Guvernerova palača. U 19. stoljeću rezidencija guvernera, namjesnika Ugarske krune sv. Stjepana u Rijeci, od 1955. godine u njoj je sjedište Pomorskog i povijesnog muzeja... ..more

Below the featured item section are two dark grey boxes with white text: "Featured Publication" on the left and "Featured Collection" on the right. The background of the page is a light blue sky with white clouds.



**Hvala!**  
**[sara.vukusic@gkri.hr](mailto:sara.vukusic@gkri.hr)**





LoCloud financira Europska komisija pod programom  
**ICT Policy Support Programme**

Gledišta i stavovi iskazani u ovoj prezentaciji  
odgovornost su autora i ne moraju odražavati  
gledišta Europske komisije.

